

# **EXITPOLL**

DATE: 5.02.2025

## **ON DELHI ASSEMBLY ELECTIONS - 2025**

### **Battle Ground DELHI**



**S.A.S GROUP  
(IPSS TEAM)  
HYDERABAD**



**MURTHY V.R  
C.E.O  
B.E (IIT- KHARAGPUR)  
M.TECH (IIT- KANPUR)  
SAS GROUP,  
(IPSS TEAM)  
HYDERABAD**

## THE MAIN FACTORS (M-FACTORS)/ KEY POINTS IN DELHI ASSEMBLY ELECTIONS – 2025





1. Inflation
2. Arrest of Sri. Arvind Kejriwal and others ministers in Delhi government (AAP Govt).
3. Welfare schemes announced by all the parties (BJP, AAP and INC).
4. Mohalla clinics and infrastructure for educational institutions.
5. Free bus service for women and free power for households.
6. Pollution effect in Delhi.
7. BJP failed to announce (or) project a person as Chief Minister for Delhi.
8. Damaged street roads and drainage problems.
9. Caste/Religion wise division of voters among parties.
10. Division of women voters is clearly visible in Assembly elections 2025 in Delhi. It will damage AAP up to certain extent only.
11. If INC will secure more than 9.5% of vote share it will damage AAP and if INC will secure/limited less than 9% of vote share than AAP will form the government.
12. The final result of AAP and BJP will depend on the political and poll management by both the parties.
13. Split noticed in slum area voting in between BJP and AAP.
14. Sri. Aravind Kejriwal, Smt. Atishi and Sri. Manish sisodia belongs to APP are facing keen contest in their respective assembly constituency.
15. Middle class voting will decide the final result of Delhi assembly elections.

- |  |
|--|
| <ol style="list-style-type: none"><li>1. VIJAY KUMAR<br/>M. Tech (IIT Chennai)</li><li>2. DR. RAMA MURTHY<br/>M.A, PHD</li></ol> |
|--|

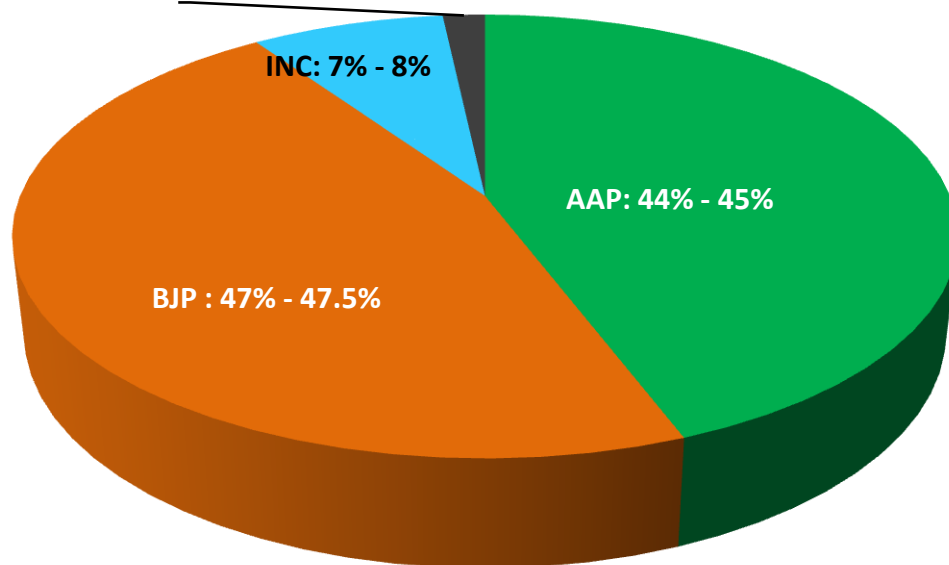
**MURTHY C.E.O**  
**S.A.S GROUP**  
**(IPSS TEAM)**  
**HYDERABAD**

DATE: 05.02.2025

**EXIT POLL**  
**PROJECTION OF VOTE SHARE**  
**EXPECTED VOTE SHARE FOR PARTIES IN DELHI**  
**ASSEMBLY ELECTIONS - 2025**

AAP	BJP	INC	OTHERS
			
44% - 45%	47% - 47.5%	7% - 8%	1.5% - 2%

OTHERS: 1.5% - 2%



1. VIJAY KUMAR  
M. Tech (IIT Chennai)





2. DR RAMA MURTHY  
M.A, PHD

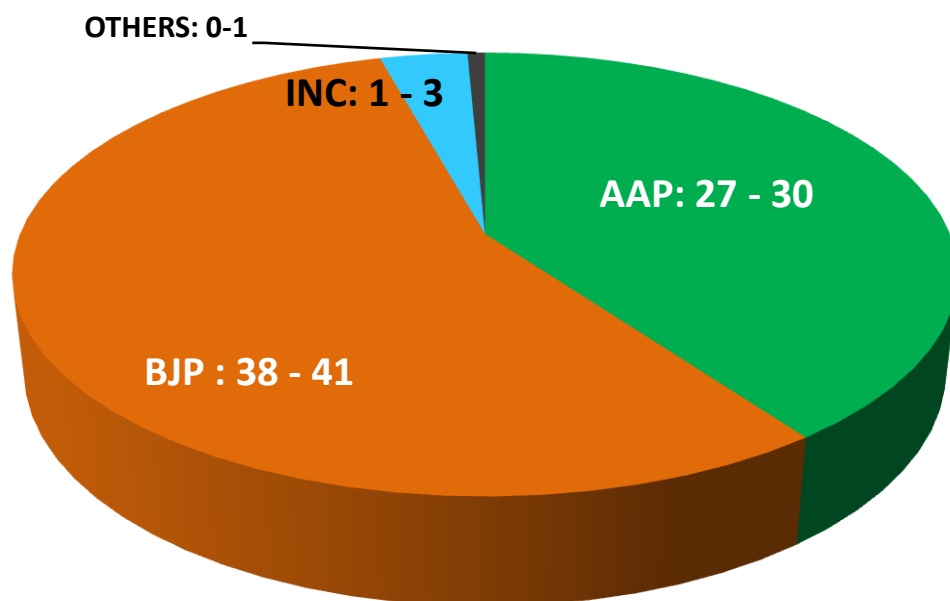
MURTHY  
C.E.O  
B.E (IIT- KHARAGPUR) M.TECH  
(IIT-KANPUR)  
SAS GROUP  
(IPSS TEAM)  
HYDERABAD

**EXIT POLL DELHI - 2025**  
**PROJECTION OF ASSEMBLY CONSTITUENCIES**  
**FOR PARTIES IN DELHI.**

**TOTAL NO.OF ASSEMBLY CONSTITUENCIES – 70**

**MAGIC FIGURE - 36**

AAP	BJP	INC	OTHERS
			
<b>27 – 30</b>	<b>38 – 41</b>	<b>1 – 3</b>	<b>0-1</b>



1. VIJAY KUMAR  
M. Tech (IIT Chennai)

2. DR RAMA MURTHY  
M.A, PHD

**MURTHY**  
**C.E.O**  
**B.E (IIT- KHARAGPUR)**  
**M.TECH (IIT-KANPUR)**  
**SAS GROUP**  
**(IPSS TEAM)**  
**HYDERABAD**

## **EXIT POLL – 2025 (DELHI ASSEMBLY ELECTIONS)**

### **1. Present Chief minister's performance in Delhi.**

<b>Satisfied</b>	<b>Satisfied partially</b>	<b>Dissatisfied</b>
<b>42%</b>	<b>18%</b>	<b>40%</b>

### **2. Performance of Delhi state government.**

<b>Satisfied</b>	<b>Satisfied partially</b>	<b>Dissatisfied</b>
<b>43%</b>	<b>12%</b>	<b>45%</b>

### **3. Performance of MLAs in Delhi State.**

<b>Satisfied</b>	<b>Satisfied partially</b>	<b>Dissatisfied</b>
<b>37%</b>	<b>22%</b>	<b>41%</b>

### **4. Opinion on Sri. Arvind Kejriwal arrest in Delhi liquor scam.**

<b>Politically motivated</b>	<b>Not Politically motivated</b>	<b>No idea (Can't say)</b>
<b>46%</b>	<b>47%</b>	<b>7%</b>

**1. VIJAY KUMAR**  
**M. Tech (IIT Chennai)**

**2. DR. RAMA**  
**MURTHY M.A, PHD**

**MURTHY C.E.O**  
**S.A.S GROUP**  
**(IPSS TEAM)**  
**HYDERABAD**

Date: 05/02/2025

## EXIT POLL

**(DELHI ASSEMBLY ELECTIONS - 2025)**

### WHO VOTE FOR WHOM?

**EXPECTED VOTE SHARE FOR PARTIES IS AS FOLLOWS**

Sl. NO	CATEGORY	NAME OF THE PARTY			
		AAP	BJP	INC	OTHERS
1	SC Voting	47%	40%	11.5%	1.5%
2	SIKH Voting	52.5%	39%	6%	2.5%
3	Muslim Voting	60%	12%	23%	5%
4	Upper Caste Voting	38%	55%	5%	2%
5	OBC Voting	43%	49%	6%	2%
6	Hindu Voting	40%	49%	8%	3%
7	Women Voting	45%	42%	9%	4%
8	Poor Voting	47%	40%	10%	3%
9	Rich Voting	40%	47%	10%	3%
10	Middle class Voting	44%	46%	8%	2%

1. VIJAY KUMAR  
M. Tech (IIT Chennai)

2. DR. RAMA  
MURTHY M.A, PHD

**MURTHY C.E.O  
S.A.S GROUP  
(IPSS TEAM)  
HYDERABAD**